


























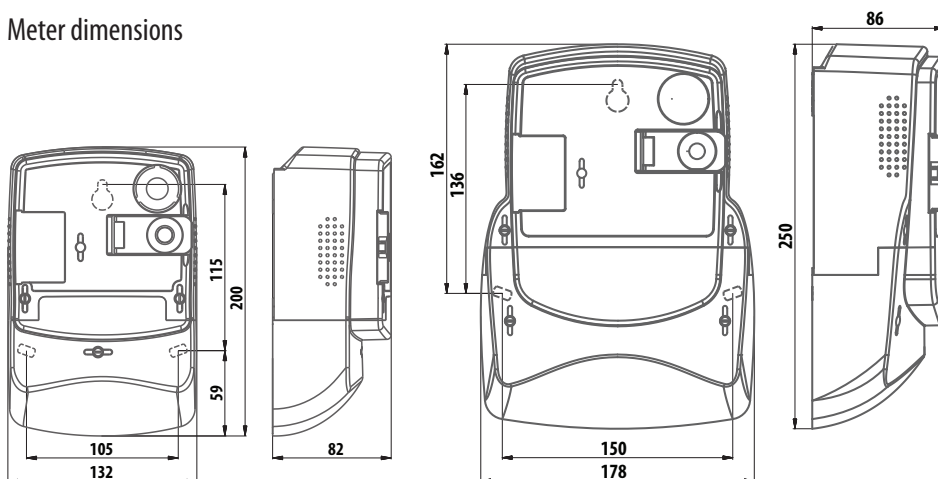
**idis**


-  4 Quadrant measurement
-  BS  DIN BS / DIN housing
-    Multiple connection types
-  CT Direct or current transformer connection
-  IP54 Ingress protection
-  Load profile
-  Optical port
-  Real-time clock
-  Event logs
-   DLMS – COSEM compliance
-   Multi-rate registration
-  MID B  IEC 1 Accuracy class
-  Remote connection/disconnection
-  Photovoltaic ready
-  M-Bus M-Bus communication
-   GSM/GPRS/UMTS communication
-  Alarming
-   idis interoperability

Single and Polyphase smart electricity meter, based on GSM/GPRS/UMTS communication provides the most reliable data transmission in smart residential and mid-size commercial environments. This future-proof investment includes:

- IDIS interoperability
- Remote connection/disconnection
- Multi-Energy management (gas, water, heat)
- Extensive anti-tampering features
- Customer port for in-house display (RJ11)
- Secure communication with encryption and authentication
- Photovoltaic friendly design
- Integrated demand/response functions
- DLMS protocol for easy integration
- Import/export energy measurement

### Meter dimensions



		ME382-D3 BS	ME382-D1 DIN	MT382-D1 DIN	MT382-D2 DIN	MT382-T1 CT – DIN	
<b>Type overview</b>							
<b>Network</b>	Low voltage	●	●	●	●	●	
<b>Connection type</b>	1P2W	●	●				
	3P4W			●	●	●	
<b>Communication</b>	Optical port, RJ11 port, M-Bus, GSM/GPRS/UMTS						
<b>Input – output options</b>	Output 6 A/230 V relay, Output OPTOMOS 0.1 A, Input alarm, External key input						
<b>Technical specifications</b>							
<b>Nominal voltage</b> $U_n$		–	120 V	3 x 120/208 V		–	
		240 V, 230 V, 240 V		3 x 230/400 V, 3 x 240/415 V			
<b>Voltage range</b>	0.8 – 1.15 $U_n$						
<b>Reference frequency</b>	50 Hz or 60 Hz						
<b>Current</b>	Nominal current $I_n$	–	–	–	–	5 A	
	Base current $I_b$	5 or 10 A				10 A	–
	Maximal current $I_{max}$	100 A	85 A		120 A	6 A	
<b>Accuracy class</b>	Active energy	Class 2 or Class 1 (IEC62052 - 11, IEC62053 - 21) A or B (EN 50470 - 3, EN 50470 - 1)					
	Reactive energy	Class 3 or Class 2 (IEC62053 - 23)					
	Apparent energy	Calibrated up to 3%					
<b>Real-time clock</b>	Accuracy	< 5ppm or <±3 min/year					
	Back-up power supply	Super-Cap: > 7 days; Li battery : 10 years, life time up to 20 years					
<b>Switching device</b>		Integrated		External		–	
<b>Temperature ranges</b> (IEC 62052 - 11)	Operation	-25 °C ... +70 °C; extended -40 °C ... +70 °C					
	Storage	-40 °C ... +80 °C					
<b>Ingress protection IEC 60529</b>	IP 54						
<b>Liquid Crystal Display</b>							
<b>Basic functionality</b>							
<b>Measurement</b>	Two way ("energy") measurements, Active energy & power, 4Q Reactive energy & power, Apparent energy & power, Instantaneous value of voltage, Current, Power factor, Frequency and Power, Absolute measurement of active energy & power						
<b>Tariff functions</b>	Time-of-use (TOU) measurement of active energy and maximum demand (up to 8 tariffs, 12 seasons, 12 weekly programs, 16 masks, 16 switches)						
<b>Load profiles</b>	Two Load profiles with different daily and hourly registration periods with up to 32 objects, Four separate profiles for sub-metering (M-bus), Seven independent Event logs for different functionalities						
<b>Communication</b>	Full DLMS-COSEM and IEC 1107 compliance, Four independent communication interfaces: Optical port, RJ11 (for in-house display), M-bus (wired), GSM/GPRS/UMTS, GSM/GPRS/EDGE 850/900/1800/1900MHz; W-CDMA (UMTS) 900/2100MHz						
<b>Power quality</b>	Voltage sag, swell and cut, Daily peak and minimum, Voltage and current asymmetry, Power failure						
<b>Specific</b>							
Backlit LCD display, Detection of opening main and terminal cover, External magnetic field detector, Detection of meter wiring, Prepayment, In-house display support, Power quality supervision, Secured communication channels, Switching device up to 3x100A (UC3), Remote FW upgrade, RTC (Super-Cap)							
<b>Optional</b>							
RTC (Li battery), M-Bus (wireless with external dongle), ZigBee (wireless with external dongle), GSM/GPRS/EDGE 850/900/1800/1900MHz; W-CDMA (UMTS) 850/1900MHz							



Iskraemeco, Energy Measurement and Management  
 4000 Kranj, Savska loka 4, Slovenia  
 Telephone: +386 4 206 40 00  
<http://www.iskraemeco.com>, e-mail: [info@iskraemeco.com](mailto:info@iskraemeco.com)